



## Main

Range of product	Harmony XAC
Product or component type	Pendant control station
Device short name	XACA

## Complementary

Control station type	Double insulated
Enclosure material	Polypropylene
Electrical circuit type	Control circuit
Enclosure type	Complete ready for use
Control station application	Control of 2-speed hoist motor
Control station composition	2 push-buttons + 1 emergency stop
Control button type	Emergency stop push-button Ø 30 mm 1 NC trigger action First push-button 1 NC + 2 NO raise, slow-fast Second push-button 1 NC + 2 NO lower, slow-fast
Product compatibility	ZB2BE102 for emergency stop XENG1191 for each direction
Mechanical interlocking	With mechanical interlocking
Control station colour	Yellow
Connections - terminals	Screw clamp terminals, 1 x 0.5...1 x 2.5 mm <sup>2</sup> without cable end Screw clamp terminals, 1 x 0.5...2 x 1.5 mm <sup>2</sup> with cable end
Standards	EN/ISO 13850: 2006 EN/IEC 60204-32 UL 508 CSA C22.2 No 14 EN/IEC 60947-5-1 EN/IEC 60947-5-5
Product certifications	CCC GOST
Protective treatment	TH

Disclaimer: This documentation is not intended as a substitute for and is not to be used for determining suitability or reliability of these products for specific user applications.

Ambient air temperature for operation	-25...70 °C
Ambient air temperature for storage	-40...70 °C
Vibration resistance	15 gn (f= 10...500 Hz) conforming to IEC 60068-2-6
Shock resistance	100 gn conforming to IEC 60068-2-27
Overvoltage category	Class II conforming to IEC 61140
IP degree of protection	IP65 conforming to IEC 60529
IK degree of protection	IK08 conforming to EN 50102
Mechanical durability	1000000 cycles
Cable entry	Rubber sleeve with stepped entry 8...26 mm
Contact code designation	A600 AC-15, Ue = 240 V, Ie = 3 A conforming to IEC 60947-5-1 appendix A A600 AC-15, Ue = 600 V, Ie = 1.2 A conforming to IEC 60947-5-1 appendix A Q600 DC-13, Ue = 250 V, Ie = 0.27 A conforming to IEC 60947-5-1 appendix A Q600 DC-13, Ue = 600 V, Ie = 0.1 A conforming to IEC 60947-5-1 appendix A
[Ithe] conventional enclosed thermal current	10 A
[Ui] rated insulation voltage	600 V (pollution degree 3)
[Uimp] rated impulse withstand voltage	6 kV conforming to IEC 60947-1
Contact operation	Slow-break Staggered
Maximum resistance across terminals	25 MOhm
Operating force	18 N push-button 8 N emergency stop
Short-circuit protection	10 A fuse protection by cartridge fuse type gG
Rated operational power in W	40 W DC-13 for 1000000 cycles, operating rate <60 cyc/mn at 120 V, load factor = 0.5 (inductive load) conforming to IEC 60947-5-1 appendix C 48 W DC-13 for 1000000 cycles, operating rate <60 cyc/mn at 48 V, load factor = 0.5 (inductive load) conforming to IEC 60947-5-1 appendix C 65 W DC-13 for 1000000 cycles, operating rate <60 cyc/mn at 24 V, load factor = 0.5 (inductive load) conforming to IEC 60947-5-1 appendix C
Terminals description ISO n°1	(33-34)NO_CL (21-22)NC (13-14)NO
Terminals description ISO n°2	(11-12)NC
Terminal identifier	(11-12)NC (13-14)NO
Net weight	0.57 kg

## Packing Units

Package 1 Weight	0.694 kg
Package 1 Height	1.000 dm
Package 1 width	1.100 dm
Package 1 Length	5.200 dm

## Offer Sustainability

Sustainable offer status	Green Premium product
REACH Regulation	<a href="#">REACH Declaration</a>
REACH free of SVHC	Yes
EU RoHS Directive	Pro-active compliance (Product out of EU RoHS legal scope) <a href="#">EU RoHS Declaration</a>
Toxic heavy metal free	Yes
Mercury free	Yes
RoHS exemption information	<a href="#">Yes</a>
China RoHS Regulation	<a href="#">China RoHS declaration</a>
Environmental Disclosure	<a href="#">Product Environmental Profile</a>
WEEE	The product must be disposed on European Union markets following specific waste collection and never end up in rubbish bins

---

California proposition 65

WARNING: This product can expose you to chemicals including: Nickel compounds, which is known to the State of California to cause cancer, and Di-isodecyl phthalate (DIDP), which is known to the State of California to cause birth defects or other reproductive harm. For more information go to [www.P65Warnings.ca.gov](http://www.P65Warnings.ca.gov)

---

### Contractual warranty

---

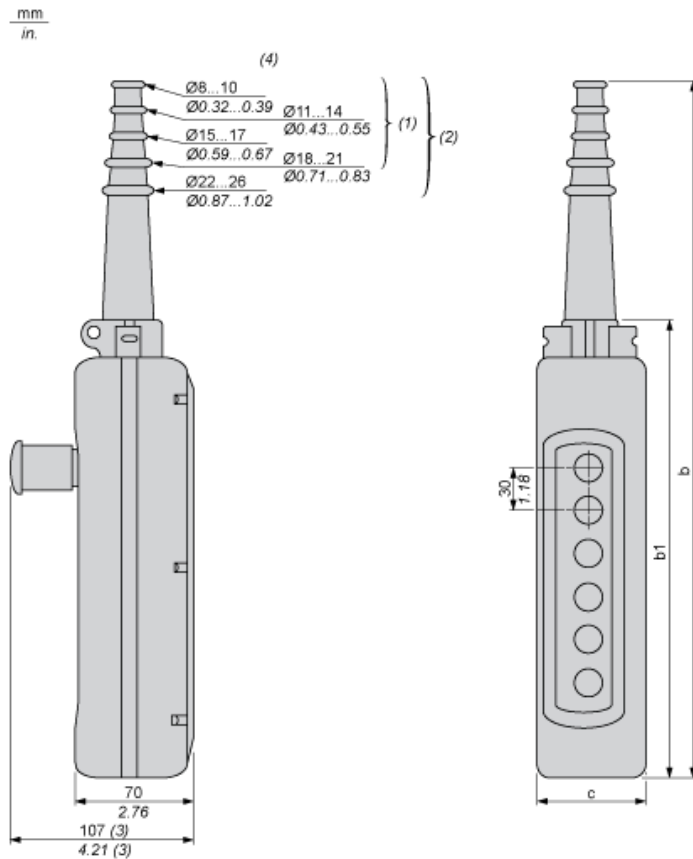
Warranty

18 months

---

Dimensions

Below drawing shows a product with 6 cut-outs. Select the number of cut-outs according to the product characteristics in order to get b, b1 and c dimensions.



- (1) For 2 and 3-way XAC A stations.
- (2) For 4 to 8-way XAC A stations.
- (3) With trigger action Emergency stop head operator
- (4) Internal  $\varnothing$

Dimensions in mm

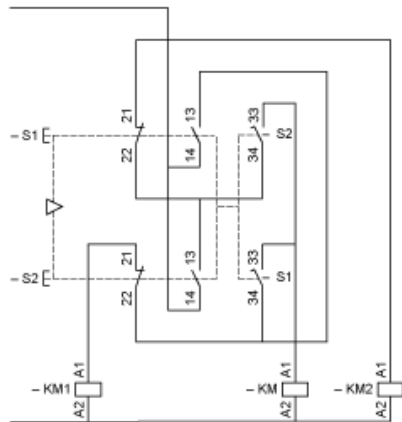
Number of cut-outs	2	3	4	5	6	8	12
b	314	314	440	440	500	560	680
b1	190	190	250	250	310	370	490
c	80	80	80	80	80	80	92

Dimensions in in.

Number of cut-outs	2	3	4	5	6	8	12
b	12.36	12.36	17.32	17.32	19.68	22.05	26.77
b1	7.48	7.48	9.84	9.84	12.20	14.57	19.29
c	3.15	3.15	3.15	3.15	3.15	3.15	3.62

## Control of 2-Speed Reversing Motor

With two XENG1191 contact blocks, to be ordered separately



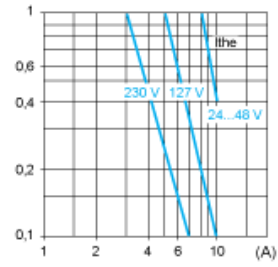
KM High speed contactor

Rated Operational Power

AC Supply 50/60 Hz Inductive Circuit

Operating rate: 3600 operating cycles/hour. Load factor: 0.5.

Millions of operating cycles, AC-15 utilization category



I<sub>the</sub> Thermal current  
(A) Current

DC Supply

Operating rate: 3600 operating cycles/hour. Load factor: 0.5.

Power broken in W for 1 million operating cycles, DC-13 utilization category

Voltage	V	24	48	120
Inductive circuit	W	65	48	40