

CIRCUIT BREAKER 400V 4.5KA, 2POLE, C, 25A



Model	
Product brand name	SENTRON
Product designation	Miniature circuit breaker
Design of the product	5SL miniature circuit breakers
General technical data	
Number of poles	2
Number of poles / Note	2P
Tripping characteristic class	C
circuit-breaker / Design	5SL3
Mechanical service life (switching cycles) / typical	10 000
Overvoltage category	3
Voltage	
Type of voltage	AC
Insulation voltage	440 V
<ul style="list-style-type: none"> with multi-phase operation / at AC / rated value 	
Supply voltage	
Supply voltage / at AC / rated value	400 V
Supply voltage frequency / rated value	50 Hz

Protection class	
Protection class IP	IP20, with connected conductors
Energy limiting class	3
Switching capacity	
Switching capacity current	
• acc. to EN 60898 / rated value	4.5 kA
• acc. to IEC 60947-2 / rated value	4.5 kA
Dissipation	
Power loss [W]	
• for rated value of the current / at AC / in hot operating state / per pole	2.6 W
• maximum	3.2 W
Electricity	
rated current I_n / IEC, DIN/VDE / at 40 Cel	23.48341 A
Current / at AC / rated value	25 A
Main circuit	
Operating voltage	
• minimum	24 V
• at DC / rated value / maximum	60 V
• with multi-phase operation / at AC / maximum	440 V
Suitability for operation	Residential buildings/infrastructure
Product details	
Product feature / Touch protection	Yes
Product feature	
• halogen-free	Yes
• sealable	Yes
• silicon-free	Yes
Product extension / can be installed / supplementary devices	Yes
Product function	
Product function / neutral conductor switching	No
Number	
Number of test cycles / for environmental testing / acc. to IEC 60068-2-30	6
Connections	
Connectable conductor cross-section / stranded	
• minimum	0.75 mm ²
• maximum	25 mm ²
Connectable conductor cross-section	

- solid
 - minimum 0.75 mm²
 - maximum 25 mm²
- finely stranded / with core end processing
 - minimum 0.75 mm²
 - maximum 25 mm²

Tightening torque / with screw-type terminals	
• minimum	2.5 N·m
• maximum	3 N·m

Mechanical Design





Height	90 mm
Width	36 mm
Depth	76 mm
Mounting position	any
Installation depth	70 mm
Number of width units	2
Net weight	235 g

Environmental conditions

Degree of pollution	2
Influence of the surrounding temperature	Periodically +55°C, max. 95% humidity
Ambient temperature	
• minimum	-25 °C
• maximum	45 °C
• during storage / minimum	-40 °C
• during storage / maximum	75 °C

Certificates

Equipment marking	
• acc. to DIN EN 61346-2	F
• acc. to DIN EN 81346-2	F

General Product Approval			Declaration of Conformity	Test Certificates
 CEBEC	 IMQ	 VDE	TSE  EG-Konf.	Miscellaneous

Further information

- Information- and Downloadcenter (Catalogs, Brochures,...)**
<http://www.siemens.com/lowvoltage/catalogs>
- Industry Mall (Online ordering system)**
<https://mall.industry.siemens.com/mall/en/en/Catalog/product?mlfb=5SL3225-7>

Service&Support (Manuals, Certificates, Characteristics, FAQs,...)

<https://support.industry.siemens.com/cs/ww/en/ps/5SL3225-7>

Image database (product images, 2D dimension drawings, 3D models, device circuit diagrams, ...)

http://www.automation.siemens.com/bilddb/cax_en.aspx?mlfb=5SL3225-7

CAX-Online-Generator

<http://www.siemens.com/cax>

Tender specifications

<http://www.siemens.com/specifications>

