



. PLASTIC HOUSING ACC. TO EN50047,  
31MM DEVICE CONNECTION 1X(M20X1.5);  
1NO/2NC SLOW-ACTION CONTACTS TEFLON PLUNGER

<b>Manufacturer article number</b>		
• of the basic unit included in the scope of supply		<a href="#">3SE5232-0MC05</a>
<b>General technical data:</b>		
<b>Product designation</b>		standard position switch
<b>Explosion protection category for dust</b>		none
<b>Insulation voltage</b>		
• rated value	V	250
<b>Degree of pollution</b>		class 3
<b>Thermal current</b>	A	6
<b>Operating current</b>		
• at AC-15		
• at 24 V / rated value	A	6
• at 125 V / rated value	A	6
• at 230 V / rated value	A	1.5
• at DC-13		
• at 24 V / rated value	A	3
• at 125 V / rated value	A	0.55
• at 230 V / rated value	A	0.27
<b>Continuous current</b>		
• of the slow DIAZED fuse link	A	6

• of the quick DIAZED fuse link	A	6
• of the C characteristic circuit breaker	A	1
<b>Mechanical operating cycles as operating time</b>		
• typical		15,000,000
<b>Electrical operating cycles as operating time</b>		
• with contactor 3RH11, 3RT1016, 3RT1017, 3RT1024, 3RT1025, 3RT1026 / typical		10,000,000
• at AC-15 / at 230 V / typical		100,000
<b>Electrical operating cycles in one hour</b>		
• with contactor 3RH11, 3RT1016, 3RT1017, 3RT1024, 3RT1025, 3RT1026		6,000
<b>Repeat accuracy</b>	mm	0.05
<b>Design of the contact element</b>		slow-action contacts
<b>Number of NC contacts</b>		
• for auxiliary contacts		2
<b>Design of the switching function</b>		positive opening
<b>Number of NO contacts</b>		
• for auxiliary contacts		1
<b>Resistance against vibration</b>		0.35 mm / 5g
<b>Resistance against shock</b>		30g / 11 ms
<b>Ambient temperature</b>		
• during operating	°C	-25 ... +85
• during storage	°C	-40 ... +90
<b>Product specification</b>		
• for dimensions		EN 50047
<b>Width of the sensor</b>	mm	31
<b>Material</b>		
• of the enclosure		plastic
<b>Material / of the enclosure / of the switch head</b>		plastic
<b>Design of the operating mechanism</b>		teflon plunger
<b>Actuating speed</b>	mm/s / m/s	0.4 ... 1.5
<b>Minimum actuating force / in activation direction</b>	N	20
<b>Protection class IP</b>		IP65
<b>mounting position</b>		any
<b>Cable gland version</b>		1x (M20 x 1.5)
<b>Design of the electrical connection</b>		screw-type terminals
<b>Reference code</b>		
• according to DIN 40719 extended according to IEC 204-2		S
• according to DIN EN 61346-2		B

## Certificates/ approvals:

General Product Approval			Declaration of Conformity	Test Certificates	other
 CSA		 UL	 EG-Konf.	<a href="#">Special Test Certificate</a>	<a href="#">Confirmation</a>

## Further information:

### Information- and Downloadcenter (Catalogs, Brochures,...)

<http://www.siemens.com/industrial-controls/catalogs>

### Industry Mall (Online ordering system)

<http://www.siemens.com/industrial-controls/mall>

### Cax online generator


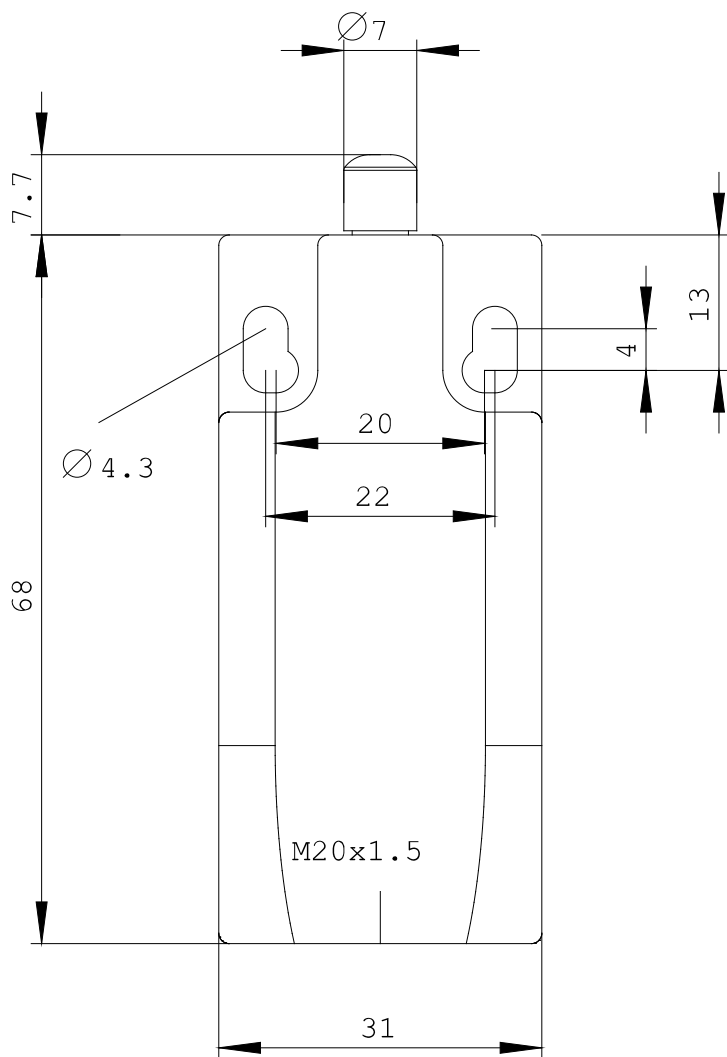
<http://www.siemens.com/cax>

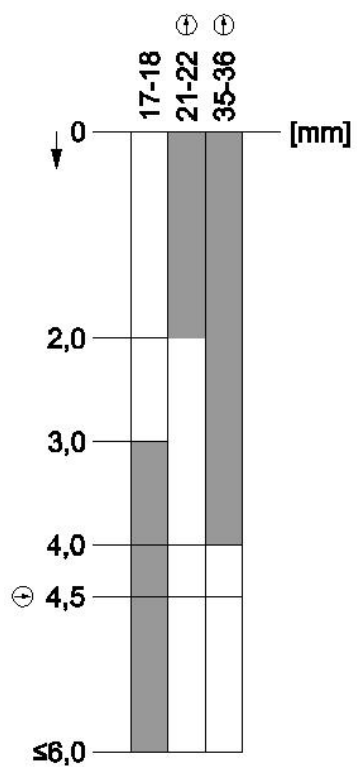
### Service&Support (Manuals, Certificates, Characteristics, FAQs,...)

<http://support.automation.siemens.com/WW/view/en/3SE5232-0MC05/all>

### Image database (product images, 2D dimension drawings, 3D models, device circuit diagrams, ...)

[http://www.automation.siemens.com/bilddb/cax\\_en.aspx?mlfb=3SE5232-0MC05](http://www.automation.siemens.com/bilddb/cax_en.aspx?mlfb=3SE5232-0MC05)





last change:

Apr 21, 2014