



AUX.SWITCH BLOCK,FRONT,1NC,
 CURR.PATH: 1NC,
 F. CONT. RELAYS A. MOTOR CONT.,
 SZ S00 AND S0, SCREW TERMINAL .1 / .2

| General technical data: | | |
|---|----|--|
| product brand name | | SIRIUS |
| Acceptability for application | | Contactor relay and power contactor |
| Protection class IP / on the front | | IP20 |
| Ambient temperature | | |
| • during storage | °C | -55 ... +80 |
| • during operating | °C | -25 ... +60 |
| Mechanical operating cycles as operating time | | |
| • typical | | 10,000,000 |
| Electrical operating cycles as operating time / at AC-15 / at 230 V | | |
| • typical | | 200,000 |
| Contact reliability | | one incorrect switching operation of 100 million switching operations (17 V, 1 mA) |
| Contact reliability / of the auxiliary contacts | | 1 faulty switching per 100 million (17 V, 1 mA) |
| Insulation voltage / with degree of pollution 3 | | |
| • rated value | V | 690 |
| Impulse voltage resistance | | |
| • rated value | kV | 6 |

Auxiliary circuit:

| | | |
|---|---|------|
| Number of NC contacts / for auxiliary contacts | | |
| • instantaneous switching | | 1 |
| • lagging switching | | 0 |
| Number of NO contacts / for auxiliary contacts | | |
| • instantaneous switching | | 0 |
| • leading switching | | 0 |
| Operating current / of the auxiliary contacts / at AC-12 | | |
| • at 24 V | A | 10 |
| • at 230 V | A | 10 |
| • maximum | A | 10 |
| Operating current | | |
| • of the auxiliary contacts | | |
| • at AC-14 | | |
| • at 125 V | A | 6 |
| • at 250 V | A | 6 |
| • at AC-15 | | |
| • at 24 V | A | 6 |
| • at 230 V | A | 6 |
| • at 400 V | A | 3 |
| • at AC-15 / at 690 V | A | 1 |
| Operating current | | |
| • with 2 current paths in series / at DC-12 | | |
| • at 24 V / rated value | A | 10 |
| • at 60 V / rated value | A | 10 |
| • at 110 V / rated value | A | 4 |
| • at 220 V / rated value | A | 2 |
| • at 440 V / rated value | A | 1.3 |
| • at 600 V / rated value | A | 0.65 |
| • with 3 current paths in series / at DC-12 | | |
| • at 24 V / rated value | A | 10 |
| • at 60 V / rated value | A | 10 |
| • at 110 V / rated value | A | 10 |
| • at 220 V / rated value | A | 3.6 |
| • at 440 V / rated value | A | 2.5 |
| • at 600 V / rated value | A | 1.8 |
| Operating current | | |
| • of the auxiliary contacts / at DC-13 | | |
| • at 24 V | A | 6 |
| • at 60 V | A | 2 |
| • at 110 V | A | 1 |

- at 220 V
- with 2 current paths in series / at DC-13
 - at 24 V / rated value
 - at 60 V / rated value
 - at 110 V / rated value
 - at 220 V / rated value
 - at 440 V / rated value
 - at 600 V / rated value
- with 3 current paths in series / at DC-13
 - at 24 V / rated value
 - at 60 V / rated value
 - at 110 V / rated value
 - at 220 V / rated value
 - at 440 V / rated value
 - at 600 V / rated value

| | |
|---|------|
| A | 0.3 |
| A | 10 |
| A | 3.5 |
| A | 1.3 |
| A | 0.9 |
| A | 0.2 |
| A | 0.1 |
| A | 10 |
| A | 4.7 |
| A | 3 |
| A | 1.2 |
| A | 0.5 |
| A | 0.26 |

Installation/ mounting/ dimensions:

| | | |
|----------------------|----|------------------|
| Mounting type | | snap-on mounting |
| Width | mm | 36 |
| Height | mm | 37.5 |
| Depth | mm | 43.7 |

Connections/ terminals:

| | | |
|---|--|---|
| Design of the electrical connection | | screw-type terminals |
| <ul style="list-style-type: none"> • for auxiliary and control current circuit | | |
| Type of the connectable conductor cross-section | | |
| <ul style="list-style-type: none"> • for auxiliary contacts <ul style="list-style-type: none"> • finely stranded <ul style="list-style-type: none"> • with conductor end processing • for AWG conductors / for auxiliary contacts | | 2x (0.5 ... 1.5 mm ²), 2x (0.75 ... 2.5 mm ²) 2x (20 ... 16), 2x (18 ... 14) |

Safety:

| | | |
|--|--|-----------|
| Product function / mirror contact to IEC 60947-4-1 | | Yes |
| <ul style="list-style-type: none"> • comment | | with 3RT2 |
| Product function / positively driven operation to IEC 60947-5-1 | | Yes |
| <ul style="list-style-type: none"> • comment | | with 3RH2 |

Certificates/ approvals:

General Product Approval

CCC



CSA



UL



EG-Konf.

Declaration of Conformity**Test Certificates**[Special Test Certificate](#)[Type Test Certificates/Test Report](#)**Shipping Approval**

ABS

BUREAU
VERITAS

DNV



GL



LRS



PRS

Shipping Approval**other**

RINA

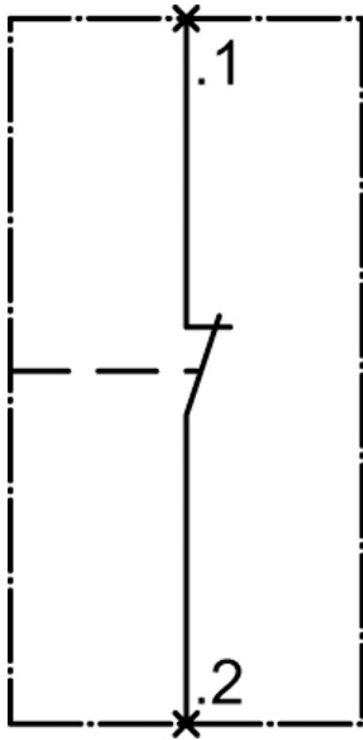
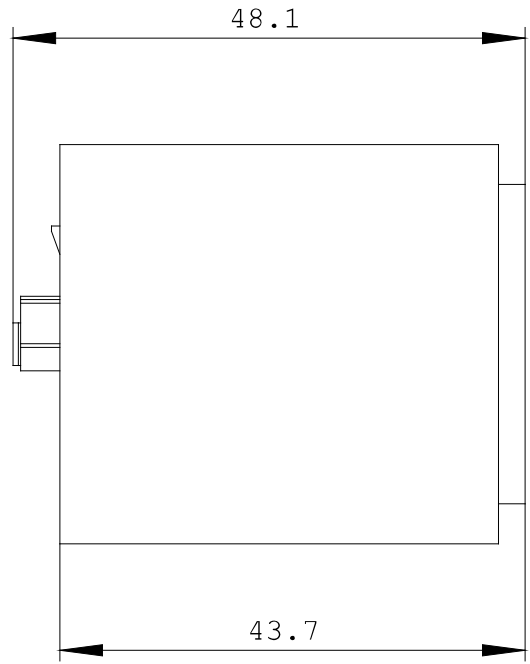
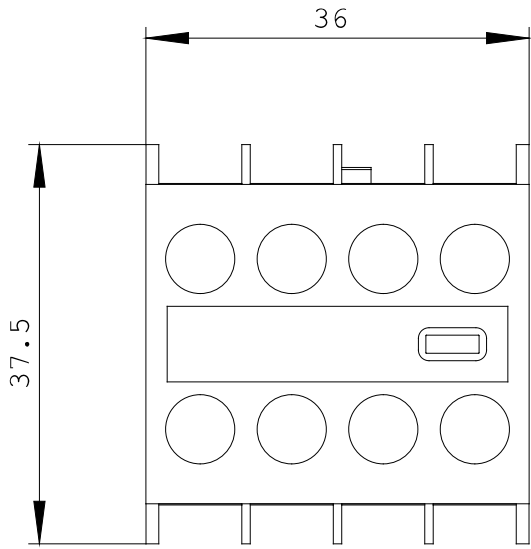


RMRS



VDE

[Environmental Confirmations](#)**Further information:****Information- and Downloadcenter (Catalogs, Brochures,...)**<http://www.siemens.com/industrial-controls/catalogs>**Industry Mall (Online ordering system)**<http://www.siemens.com/industrial-controls/mall>**Cax online generator**<http://www.siemens.com/cax>**Service&Support (Manuals, Certificates, Characteristics, FAQs,...)**<http://support.automation.siemens.com/WW/view/en/3RH2911-1HA01/all>**Image database (product images, 2D dimension drawings, 3D models, device circuit diagrams, ...)**http://www.automation.siemens.com/bilddb/cax_en.aspx?mlfb=3RH2911-1HA01



last change:

Apr 21, 2014