

AUXILIARY SWITCH BLOCK, 11E (1NC), DIN EN50012, SCREW CONNECTION, FOR CONTACTORS FOR SWITCHING MOTORS, 4-POLE




Figure similar

| General technical data | |
|---|--|
| product brandname | SIRIUS |
| Suitability for use | Contactors relay and power contactor |
| Protection class IP on the front | IP20 |
| Ambient temperature | |
| • during storage | -55 ... +80 °C |
| • during operation | -25 ... +60 °C |
| Mechanical service life (switching cycles) typical | 10 000 000 |
| Electrical endurance (switching cycles) at AC-15 at 230 V typical | 200 000 |
| Contact reliability | one incorrect switching operation of 100 million switching operations (17 V, 5 mA) |
| Contact reliability of auxiliary contacts | 1 faulty switching per 100 million (17 V, 1 mA) |
| Insulation voltage with degree of pollution 3 rated value | 690 V |
| Surge voltage resistance rated value | 6 kV |

Auxiliary circuit

| | |
|---|--------|
| Number of NC contacts for auxiliary contacts | |
| • instantaneous contact | 1 |
| Number of NO contacts for auxiliary contacts | |
| • instantaneous contact | 0 |
| Operating current of auxiliary contacts at AC-12 | |
| • at 24 V | 10 A |
| • at 230 V | 10 A |
| • maximum | 10 A |
| Operating current | |
| • of auxiliary contacts | |
| — at AC-14 | |
| — at 125 V | 6 A |
| — at 250 V | 6 A |
| — at AC-15 | |
| — at 24 V | 6 A |
| — at 230 V | 6 A |
| — at 400 V | 3 A |
| • at AC-15 at 690 V rated value | 1 A |
| Operating current | |
| • of auxiliary contacts at DC-12 | |
| — at 24 V | 10 A |
| — at 110 V | 3 A |
| — at 220 V | 1 A |
| • with 2 current paths in series at DC-12 | |
| — at 24 V rated value | 10 A |
| — at 60 V rated value | 10 A |
| — at 110 V rated value | 4 A |
| — at 220 V rated value | 2 A |
| — at 440 V rated value | 1.3 A |
| — at 600 V rated value | 0.65 A |
| • with 3 current paths in series at DC-12 | |
| — at 24 V rated value | 10 A |
| — at 60 V rated value | 10 A |
| — at 110 V rated value | 10 A |
| — at 220 V rated value | 3.6 A |
| — at 440 V rated value | 2.5 A |
| — at 600 V rated value | 1.8 A |
| Operating current | |
| • of auxiliary contacts at DC-13 | |
| — at 24 V | 6 A |
| — at 60 V | 2 A |

| | |
|---|--------|
| — at 110 V | 1 A |
| — at 220 V | 0.3 A |
| • with 2 current paths in series at DC-13 | |
| — at 24 V rated value | 10 A |
| — at 60 V rated value | 3.5 A |
| — at 110 V rated value | 1.3 A |
| — at 220 V rated value | 0.9 A |
| — at 440 V rated value | 0.2 A |
| — at 600 V rated value | 0.1 A |
| • with 3 current paths in series at DC-13 | |
| — at 24 V rated value | 10 A |
| — at 60 V rated value | 4.7 A |
| — at 110 V rated value | 3 A |
| — at 220 V rated value | 1.2 A |
| — at 440 V rated value | 0.5 A |
| — at 600 V rated value | 0.26 A |

Installation/ mounting/ dimensions

| | |
|----------------------|------------------|
| Mounting type | snap-on mounting |
| Width | 36.5 mm |
| Height | 37.5 mm |
| Depth | 41.5 mm |

Connections/Terminals

| | |
|--|---|
| Type of electrical connection for auxiliary and control current circuit | screw-type terminals |
| Type of connectable conductor cross-sections | |
| • for auxiliary contacts | |
| — finely stranded | |
| — with core end processing | 2x (0.5 ... 1.5 mm ²), 2x (0.75 ... 2.5 mm ²) |
| • at AWG conductors for auxiliary contacts | 2x (20 ... 16), 2x (18 ... 14) |

Safety related data

| | |
|---|-----------|
| Product function Mirror contact acc. to IEC 60947-4-1 | Yes |
| • Note | with 3RT1 |
| Product function positively driven operation acc. to IEC 60947-5-1 | Yes |
| • Note | with 3RH1 |

Certificates/approvals

| | | |
|--------------------------|---------------------------------------|---------------------------|
| General Product Approval | Functional Safety/Safety of Machinery | Declaration of Conformity |
|--------------------------|---------------------------------------|---------------------------|



[Type Examination](#)



| | | |
|-------------------|-------------------|-------|
| Test Certificates | Shipping Approval | other |
|-------------------|-------------------|-------|

[Special Test Certificate](#)



[Miscellaneous](#)

| |
|-------|
| other |
|-------|

[Confirmation](#)

Further information

Information- and Downloadcenter (Catalogs, Brochures,...)

<http://www.siemens.com/industrial-controls/catalogs>

Industry Mall (Online ordering system)

<https://mall.industry.siemens.com/mall/en/en/Catalog/product?mlfb=3RH1911-1HA01>

Cax online generator

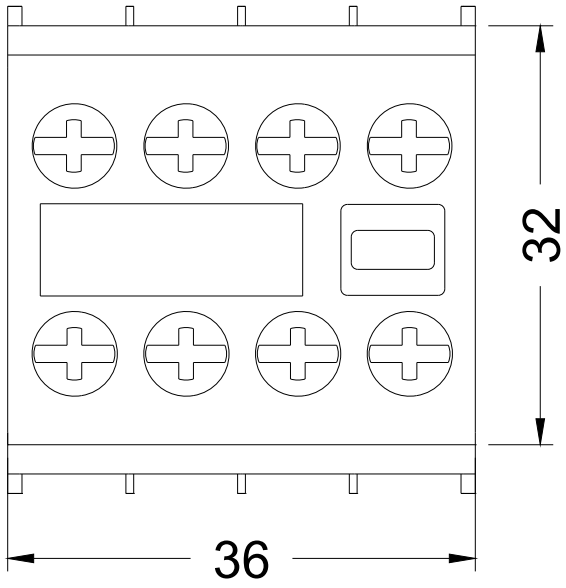
<http://support.automation.siemens.com/WW/CAXorder/default.aspx?lang=en&mlfb=3RH1911-1HA01>

Service&Support (Manuals, Certificates, Characteristics, FAQs,...)

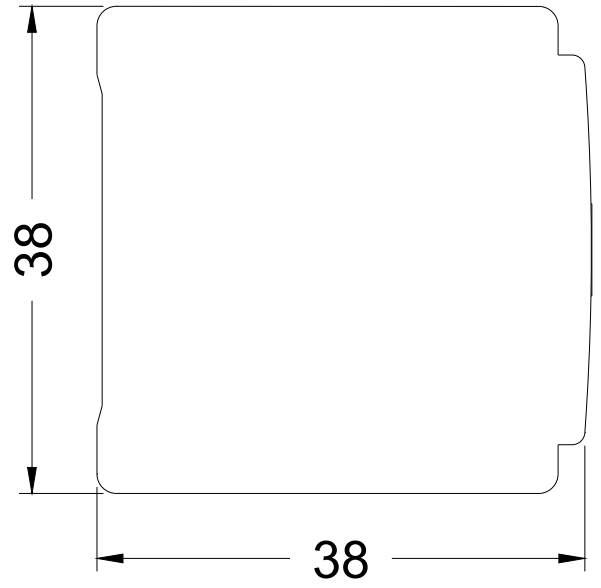
<https://support.industry.siemens.com/cs/ww/en/ps/3RH1911-1HA01>

Image database (product images, 2D dimension drawings, 3D models, device circuit diagrams, EPLAN macros, ...)

http://www.automation.siemens.com/bilddb/cax_de.aspx?mlfb=3RH1911-1HA01&lang=en



last modified:



10/27/2017