

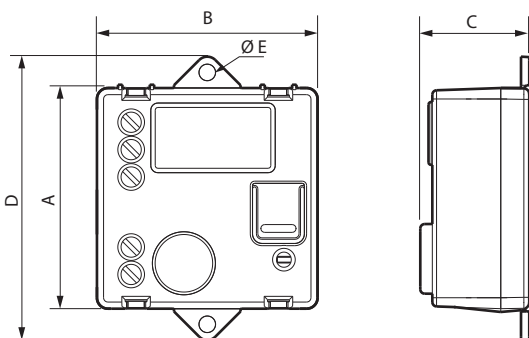
1. USE

Connected lighting micromodule switch.
 Can be used to create a one-way switch, 2-way switch or remote switch function without pulling wires.
 If replacing an existing remote switch, the wired pushbutton control runs can be retained.
 Its receiver function allows it to be combined with 1-gang or 2-gang radio control units (wireless transmitters), IR detectors.
 For installation in a ceiling light, wall lighting strip or in a panel.
 Can be combined with one or more wireless lighting controls.

2. RANGE

Description	Cat. No.
Connected micromodule with 1 ON/OFF circuit Lighting micromodule switch up to 300 W. Equipped with an LED indicator (configuration) and a RESET button (hidden) used to return to factory settings.	0 648 88

3. DIMENSIONS (mm)

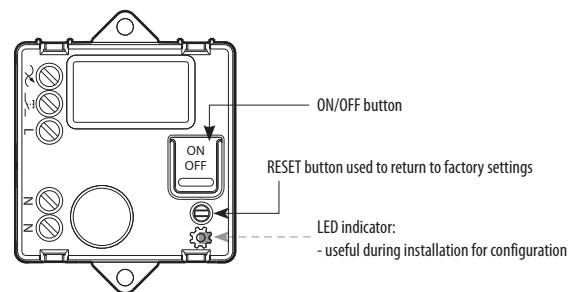


A	B	C	D	Ø E
40	40	20	52	3

4. CONNECTION

Terminal type: screw
 Terminal capacity: 1 x 2.5 mm² - 2 x 1.5 mm²
 Stripping length: 6 mm
 3 mm flat screwdriver

5. OPERATION



6. TECHNICAL CHARACTERISTICS

6.1 Mechanical characteristics

Protection against impacts: IK 04
 Protection against solid bodies/liquids: IP 20

6.2 Material characteristics

Polycarbonate
 Self-extinguishing:
 + 850°C/30 s for insulating parts holding live parts in place.
 + 650°C/30 s for the other insulating components.

6.3 Electrical characteristics

ZigBee radio technology frequency 2.4 GHz to 2.4835 GHz
 Power level: < 100 mW
 Wireless mesh network, self-adaptive and secure (AES 128), conforming to standard IEEE 802.15.4 (LR-WPAN)

5 terminals: 1 auxiliary input
 1 phase cut
 1 phase
 2 neutral













Consumption: - operation: 0.5 W
 - standby: 0.2 W

Voltage: 100/240 V~
 Frequency: 50/60 Hz

6. TECHNICAL CHARACTERISTICS (continued)

■ **6.3 Electrical characteristics** (continued)

Table of loads

		R	L			
			LED 		 	(**)  
						
240 V~	Max.	300 W	^(*) 100 W	250 W	250 VA	250 VA
100 V~	Max.	150 W	^(*) 50 W	125 W	125 VA	125 VA

^(*) Or 10 lamps max. For comfortable lighting, we recommend using bulbs of the same type and make.

^(**) The ferromagnetic transformers must be charged to more than 60% of their power. When calculating the permissible power, the ferromagnetic transformer efficiency must be taken into account. A load must be connected before programming and using the product.

■ **6.4 Climate characteristics**

Usage temperature: +5°C to +45°C

Storage temperature: 0°C to +45°C

7. CARE

Clean the surface with a cloth.

Do not use acetone, tar-removing cleaning agents or trichloroethylene.

Caution: Always test before using special cleaning products.

8. STANDARDS AND APPROVALS

The undersigned, LEGRAND, declares that the radio-electric equipment type (0 648 88) complies with directive 2014/53/EU.

The full text of the EU declaration of conformity is available on the following website: www.legrandoc.com